

# Hybrid Vehicles and Electric Vehicles Capacitors

## General Description



The FHC1 & FHC2 range capacitor have been specially design to be use in conjunction with Hybrid & Electric vehicles IGBT modules.

### DC FILTERING

The series uses a dry-wound (non-oil-filled) segmented metallized polypropylene, which features the controlled self-healing process, specially treated to have a very high dielectric strength in operating conditions up to 115°C.

For more information on how segmented metallized films and controlled self-healing works see a complete presentation.

### APPLICATIONS IN ELECTRIC VEHICLES

The FHC series capacitors are specifically designed to prevent ripple currents from reaching back to the power source, and to smooth out DC bus voltage variations. Capacitors are also used to protect semiconductors - originally thyristors, but now IGBTs.

### STANDARDS

IEC 61071-1, IEC 61071-2: Power electronic capacitors  
AECQ 200: with specific deviation for power capacitors

### LIFETIME EXPECTANCY

One unique feature of the segmented metallized technology is how the capacitor acts at the end of its lifetime. Unlike electrolytic capacitors, which are a short circuit failure mode, film capacitors only experience a parametric loss of capacitance with no catastrophic failure mode. The capacitor gradually loses capacitance over its lifetime and eventually becomes an open circuit.

Lifetime, therefore, as it is defined here, is a function of several elements:

- Decrease in capacitance limit 2-5% or to meet customer needs
- Average applied voltage (expressed as a ratio vs nominal rated voltage)
- Average hot spot temperature

By changing any of these parameters we can change the defined "lifetime" of the capacitor. The capacitor will continue to function even beyond the pre-established limit for capacitance decrease.

### CONSTRUCTION

The internal construction of the FHC Series is based on several elementary wound bobbins soldered by reinforced solder point on specific bus bar offering, the benefits of which include: flexibility in internal design, current capability and repartition, reduction of thermal expansion constraints, high winding productivity, modularity in three dimensions.

Архангельск (8182)63-90-72  
Астана (7172)727-132  
Астрахань (8512)99-46-04  
Барнаул (3852)73-04-60  
Белгород (4722)40-23-64  
Брянск (4832)59-03-52  
Владивосток (423)249-28-31  
Волгоград (844)278-03-48  
Вологда (8172)26-41-59  
Воронеж (473)204-51-73  
Екатеринбург (343)384-55-89  
Иваново (4932)77-34-06

Ижевск (3412)26-03-58  
Иркутск (395)279-98-46  
Казань (843)206-01-48  
Калининград (4012)72-03-81  
Калуга (4842)92-23-67  
Кемерово (3842)65-04-62  
Киров (8332)68-02-04  
Краснодар (861)203-40-90  
Красноярск (391)204-63-61  
Курск (4712)77-13-04  
Липецк (4742)52-20-81  
Киргизия (996)312-96-26-47

Магнитогорск (3519)55-03-13  
Москва (495)268-04-70  
Мурманск (8152)59-64-93  
Набережные Челны (8552)20-53-41  
Нижний Новгород (831)429-08-12  
Новокузнецк (3843)20-46-81  
Новосибирск (383)227-86-73  
Омск (3812)21-46-40  
Орел (4862)44-53-42  
Орэнбург (3532)37-68-04  
Пенза (8412)22-31-16  
Россия (495)268-04-70

Пермь (342)205-81-47  
Ростов-на-Дону (863)308-18-15  
Рязань (4912)46-61-64  
Самара (846)206-03-16  
Санкт-Петербург (812)309-46-40  
Саратов (845)249-38-78  
Севастополь (8692)22-31-93  
Симферополь (3652)67-13-56  
Смоленск (4812)29-41-54  
Сочи (862)225-72-31  
Ставрополь (8652)20-65-13  
Казахстан (772)734-952-31

Сургут (3462)77-98-35  
Тверь (4822)63-31-35  
Томск (3822)98-41-53  
Тула (4872)74-02-29  
Тюмень (3452)66-21-18  
Ульяновск (8422)24-23-59  
Уфа (347)229-48-12  
Хабаровск (4212)92-98-04  
Челябинск (351)202-03-61  
Череповец (8202)49-02-64  
Ярославль (4852)69-52-93

# Hybrid Vehicles and Electric Vehicles Capacitors

## FHC1 & FHC2

### HOW TO ORDER

<b>FHC</b>	<b>1</b>	<b>6</b>	<b>I</b>	<b>2637</b>	<b>--</b>
<b>Series</b>	<b>Case Size</b>	<b>Dielectric</b>	<b>Voltage</b>	<b>Capacitance</b> EIA Code	-- = front facing mounting brackets JH = side facing mounting brackets
FHC: HEV/EV DC-Link	1 = 170mmx50mm single terminal 2= 237mm x 72mm three terminal	6 = PP (polypropylene)	I = 410/450 Vdc J = 700 Vdc C = 900 Vdc		

### CHARACTERISTICS

- Voltage: 410VDC to 900Vdc (standard)  
300VDC to 1400Vdc (custom)
- Capacitance Value: 300 $\mu$ F - 900 $\mu$ F (standard)  
100 $\mu$ F - 1.5mF (custom)
- Working Temperature: -40°C to 105°C hot spot temperature;  
up to 115°C hot spot for low duration

### ELECTRICAL CHARACTERISTICS

Capacitance tolerance	10%
Tan $\delta_0$	$2 \times 10^{-4}$
Test voltage between terminals (10s)	$1.5 \times U_n @ 25^\circ\text{C}$
Test voltage between terminals and case (60s 50Hz)	3 kVrms @ 25°C
Hot spot max ***	105°C / 115°C low duration
Temp Min	-40°C
Temp Max	+105°C
Storage	+105°C / -40°C
Lifetime: DC/C = -5%	Up to 15 000h ***
Thermal calculation**** (Q in VAR, Rs in Ohms, Rth in °C/W, T° ambient without cooling plate )	$T^\circ \text{ Hot-spot} = T^\circ \text{ ambient} + (2 \times 10^{-4} \cdot Q + R_s \cdot I_{\text{rms}}^2) \cdot R_{\text{th}}$
Case	PA66 fiber reinforced 30%
Resin	Epoxy resin
Terminals	Flat copper tinned
RoHS compliance	Yes
FIT	< 100FIT @ 40°C

(\*\*\*) Max hot spot 105°C according to cooling efficiency

(\*\*\*\*) Other conditions on request

# Hybrid Vehicles and Electric Vehicles Capacitors

## FHC1 & FHC2

xx = "- -"



xx = "JH"



### RATINGS AND PART NUMBER

Part Number	Capacitance (μF)	Un (Vdc)	I <sub>max</sub> (A) (*)	L parasitic inductance nH (**)	Rs (mΩ)	R <sub>th</sub> hot spot/bottom (°C/W)	Tanδ 100Hz	Dimension LxWxH (mm)	Lifetime Expectancy Curve
FHC16I0307Kxx	300	450	120	18	0.69	4.4	5 x 10 <sup>-4</sup>	140 x 72 x 50	A
FHC16I0517Kxx	510	410	150	18	0.51	3.7	5 x 10 <sup>-4</sup>	140 x 72 x 50	B
FHC16J0267Kxx	260	700	80	18	1.57	4	5 x 10 <sup>-4</sup>	140 x 72 x 50	C
FHC16C0147Kxx	140	900	70	18	2.09	4	5 x 10 <sup>-4</sup>	140 x 72 x 50	D

xx = "- -"



xx = "JH"



### RATINGS AND PART NUMBER

Part Number	Capacitance (μF)	Un (Vdc)	I <sub>max</sub> (A) (*)	L parasitic inductance nH (**)	Rs (mΩ)	R <sub>th</sub> hot spot/bottom (°C/W)	Tanδ 100Hz	Dimension LxWxH (mm)	Lifetime Expectancy Curve
FHC26I0507Kxx	500	450	170	15	0.45	2.6	5 x 10 <sup>-4</sup>	237 x 72 x 50	A
FHC26I0707Kxx	700	450	190	15	0.38	2.4	5 x 10 <sup>-4</sup>	237 x 72 x 50	A
FHC26I0907Kxx	900	410	190	15	0.33	2.1	5 x 10 <sup>-4</sup>	237 x 72 x 50	B
FHC26J0507Kxx	500	700	160	15	0.87	2.1	5 x 10 <sup>-4</sup>	237 x 72 x 50	C
FHC26C0267Kxx	260	900	140	18	1.17	2.1	5 x 10 <sup>-4</sup>	237 x 72 x 50	D

(\*) I<sub>max</sub> Max hot spot 105°C

(\*\*) Measurement at 1MHz

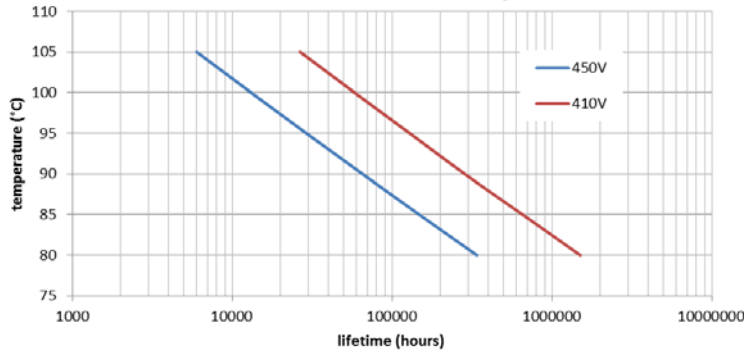
Nb: Upon request FHC are available equipped with thermocouple for thermal measurement  
Other value or bus bar design please contact your local AVX rep

# Hybrid Vehicles and Electric Vehicles Capacitors

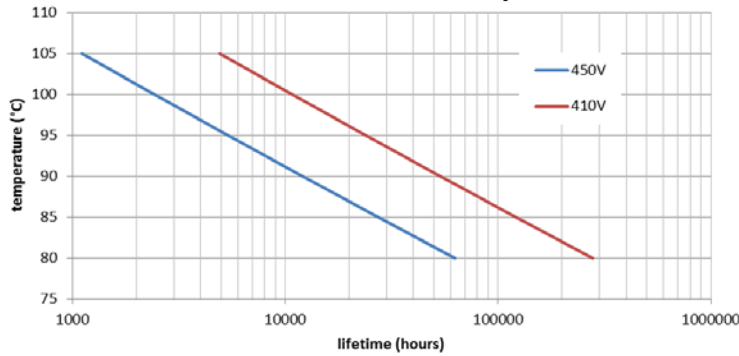
## FHC1 & FHC2

### LIFETIME EXPECTANCY CURVES

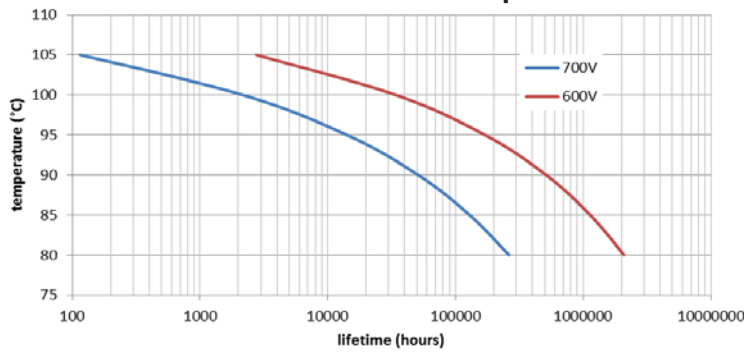
Curve A: Lifetime vs Temperature



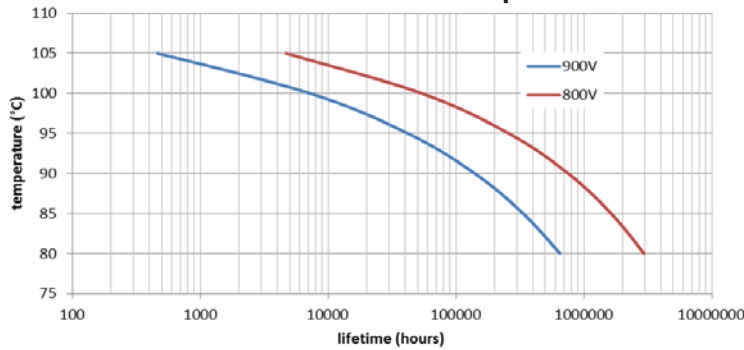
Curve B: Lifetime vs Temperature



Curve C: Lifetime vs Temperature



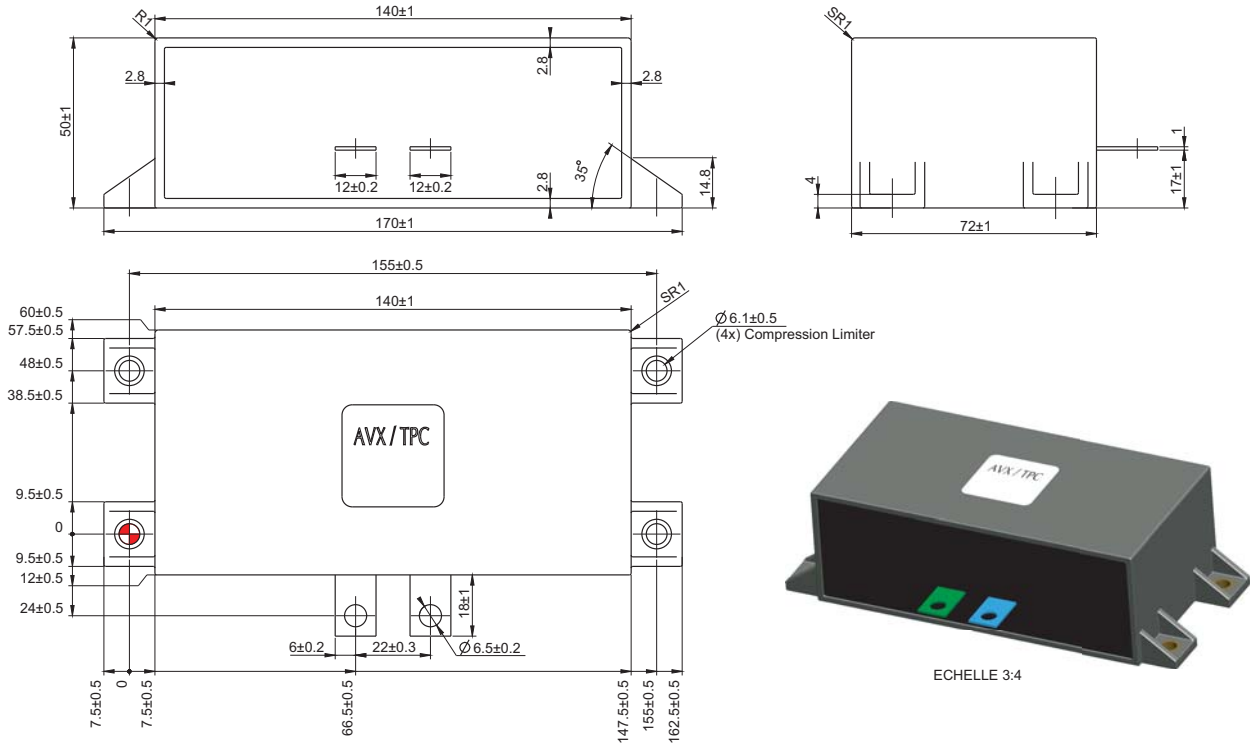
Curve D: Lifetime vs Temperature



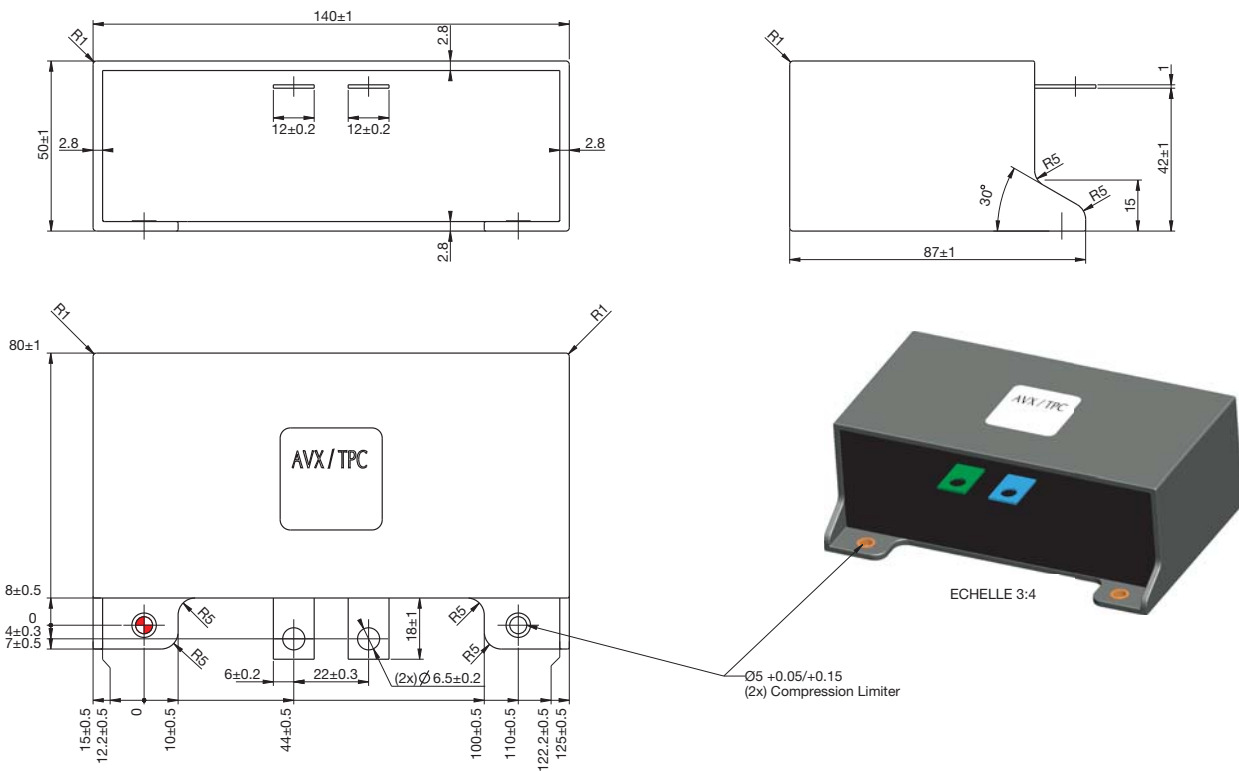
# Hybrid Vehicles and Electric Vehicles Capacitors

## FHC1

### FHC16xxxxxKJH



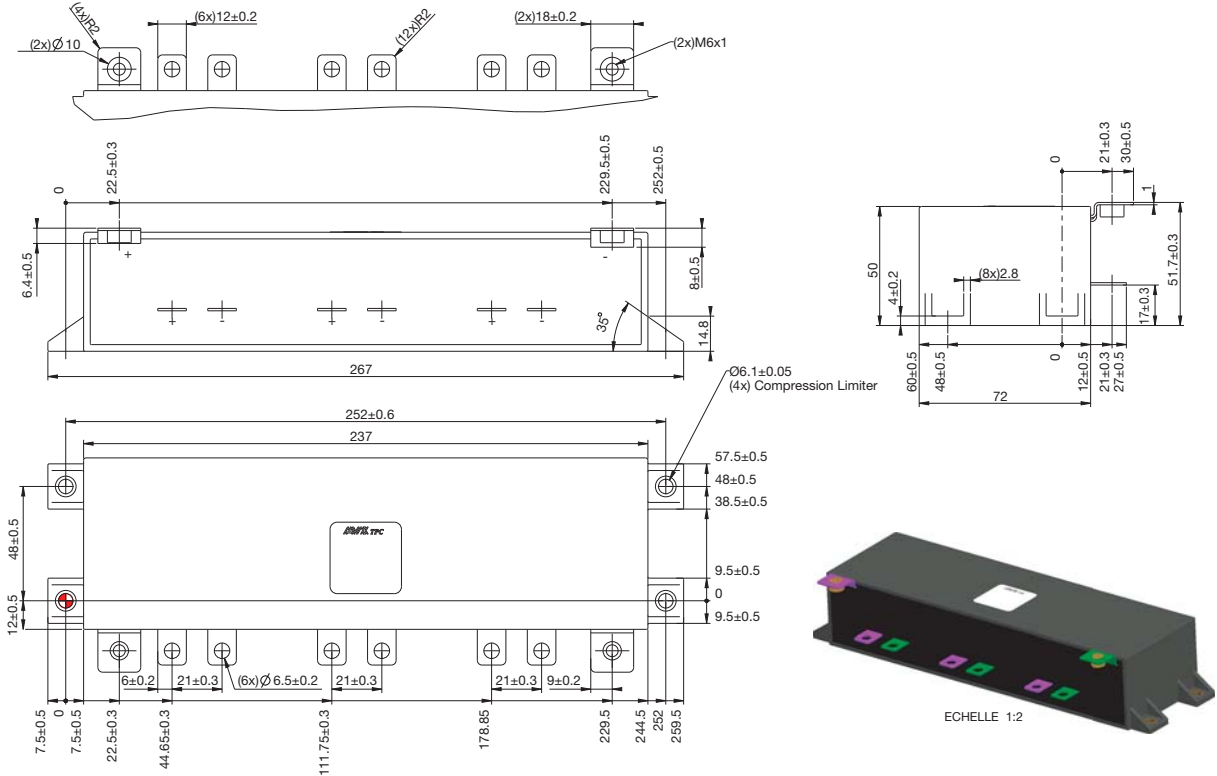
### FHC16xxxxxK--



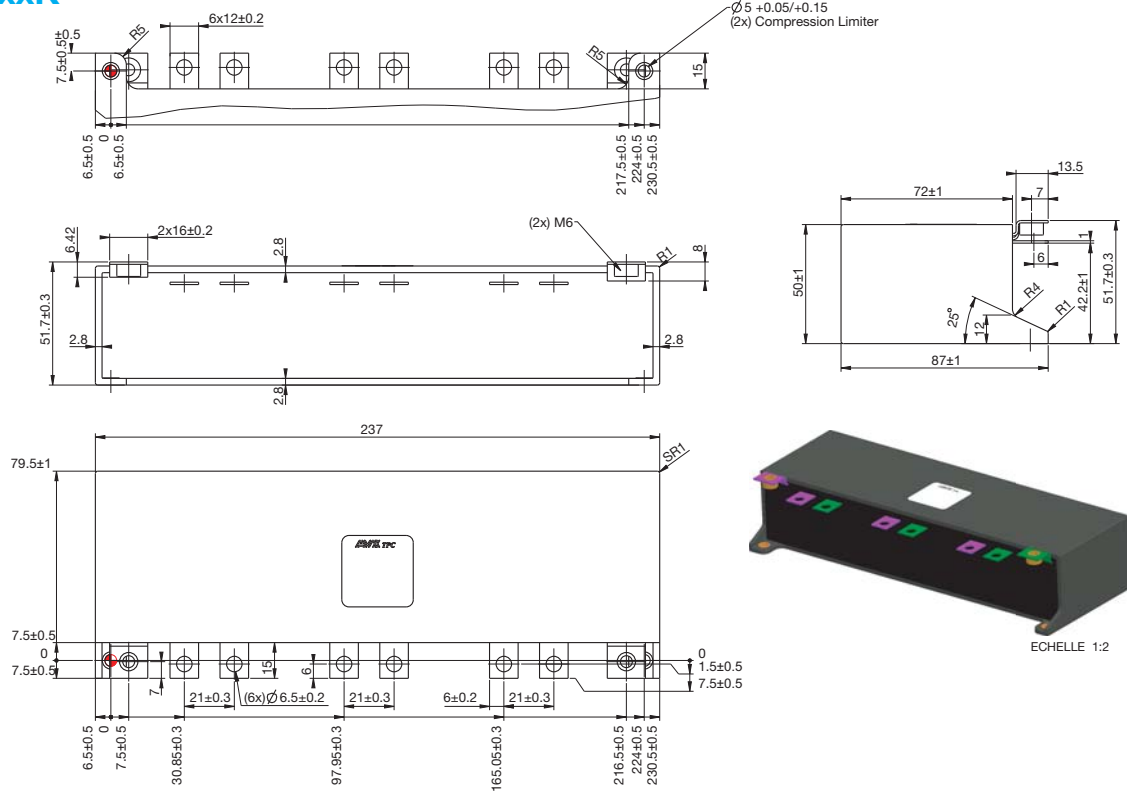
# Hybrid Vehicles and Electric Vehicles Capacitors

## FHC1 & FHC2

### FHC26xxxxxKJH



### FHC26xxxK--



# Hybrid Vehicles and Electric Vehicles Capacitors

## Custom Design Sheet

Company /Name / Email

Date	
EAU	
Expected ASP	
Timing for Design	
Customer	
Proposed Catalog PN	

Applications	DC Filtering	
Capacitance ( $\mu$ F)		
Tolerance (%)		
Operating Voltage	V <sub>peak</sub>	
Ripple Voltage (peak to peak)*	V	
Working Frequency (Hz)		
Operating Current*	A <sub>rms</sub>	
Maximum Current/Duration	A <sub>rms</sub>	s
	A <sub>rms</sub>	s
Maximum Inductance (nH)		
Test Voltage between Terminals (V)		
Test Voltage between Shorted Terminals and Case (V)		
Maximum Surge Voltage (MSV)		
MSV Duration / Frequency	s	/year

\*Due to the particularities of varying waveforms in such application, more information on the exact nature of waveform is generally required for a full analysis.

Thermal Characteristics						
Storage Temperature (°C)		Ambient (°C)	Operating Temperature (°C)		Cooling Method	
min.			min.		Natural Convection	
average			average		Forced Air (m/s)	
max.			max.		Water cooling plate	

\*Providing Mission Profile for U, I and O°C is a must

Архангельск (8182)63-90-72  
 Астана (7172)727-132  
 Астрахань (8512)99-46-04  
 Барнаул (3852)73-04-60  
 Белгород (4722)40-23-64  
 Брянск (4832)59-03-52  
 Владивосток (423)249-28-31  
 Волгоград (844)278-03-48  
 Вологда (8172)26-41-59  
 Воронеж (473)204-51-73  
 Екатеринбург (343)384-55-89  
 Иваново (4932)77-34-06

Ижевск (3412)26-03-58  
 Иркутск (395)279-98-46  
 Казань (843)206-01-48  
 Калининград (4012)72-03-81  
 Калуга (4842)92-23-67  
 Кемерово (3842)65-04-62  
 Киров (8332)68-02-04  
 Краснодар (861)203-40-90  
 Красноярск (391)204-63-61  
 Курск (4712)77-13-04  
 Липецк (4742)52-20-81  
 Киргизия (996)312-96-26-47

Магнитогорск (3519)55-03-13  
 Москва (495)268-04-70  
 Мурманск (8152)59-64-93  
 Набережные Челны (8552)20-53-41  
 Нижний Новгород (831)429-08-12  
 Новокузнецк (3843)20-46-81  
 Новосибирск (383)227-86-73  
 Омск (3812)21-46-40  
 Орел (4862)44-53-42  
 Оренбург (3532)37-68-04  
 Пенза (8412)22-31-16  
 Россия (495)268-04-70

Пермь (342)205-81-47  
 Ростов-на-Дону (863)308-18-15  
 Рязань (4912)46-61-64  
 Самара (846)206-03-16  
 Санкт-Петербург (812)309-46-40  
 Саратов (845)249-38-78  
 Севастополь (8692)22-31-93  
 Симферополь (3652)67-13-56  
 Смоленск (4812)29-41-54  
 Сочи (862)225-72-31  
 Ставрополь (8652)20-65-13  
 Казахстан (772)734-952-31

Сургут (3462)77-98-35  
 Тверь (4822)63-31-35  
 Томск (3822)98-41-53  
 Тула (4872)74-02-29  
 Тюмень (3452)66-21-18  
 Ульяновск (8422)24-23-59  
 Уфа (347)229-48-12  
 Хабаровск (4212)92-98-04  
 Челябинск (351)202-03-61  
 Череповец (8202)49-02-64  
 Ярославль (4852)69-52-93

<https://avx.nt-rt.ru/> || [axv@nt-rt](mailto:axv@nt-rt)