


# Thin-Film RF/Microwave Filters

## BP1206 Band Pass Filter SMD 8W

### BP1206A0802ASTR



#### ITF TECHNOLOGY

The BP1206 Band Pass Filter is based on thin-film multilayer technology. The technology provides a miniature part with excellent high frequency performance and rugged construction for reliable automatic assembly.

The ITF Filter is offered in a variety of frequency bands compatible with various types of high frequency wireless systems.

#### FEATURES

- Small size: 1206
- Band: 680-925 MHz
- Characteristic impedance: 50Ω
- Operating / Storage temp: -40°C – +105°C
- Low profile
- Rugged construction
- Taped and reeled
- RoHS compliant

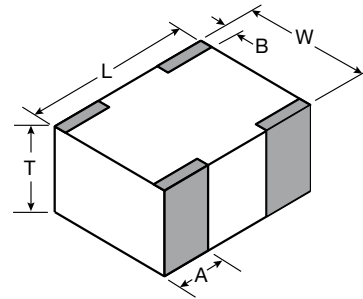
#### APPLICATIONS

- Mobile communications
- Satellite TV receivers
- GPS
- Vehicle location systems
- Wireless LAN's

#### HOW TO ORDER

<b>BP</b>	<b>1206</b>	<b>A</b>	<b>0802</b>	<b>A</b>	<b>S</b>	<b>TR</b>
Series	Case Size	Type	Frequency (MHz)	Sub-Type	Termination	Taped & Reeled

#### DIMENSIONS (TOP VIEW)



mm (inches)

<b>L</b>	3.08±0.1 (0.121±0.004)
<b>W</b>	1.60±0.1 (0.063±0.004)
<b>T</b>	0.87±0.1 (0.034±0.004)
<b>A</b>	0.61±0.25 (0.028±0.010)
<b>B</b>	0.35±0.15 (0.014±0.006)

#### FINAL QUALITY INSPECTION

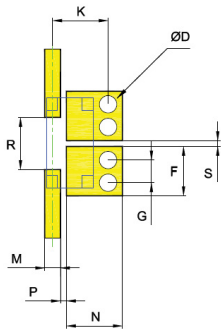
Finished parts are 100% tested for electrical parameters and visual/ mechanical characteristics. Each production lot is evaluated on a sample basis for:

- Static Humidity: 85°C, 85% RH, 160 hours
- Endurance : 125°C, IR, 4 hours

#### TERMINATION

Nickel/ Lead free Solder coating (Sn100) compatible with automatic soldering technologies: reflow, wave soldering, vapor phase and manual.

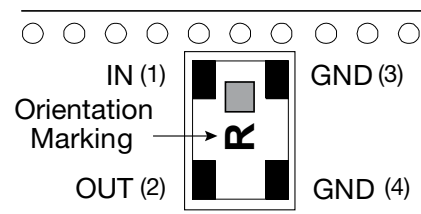
#### RECOMMENDED PAD LAYOUT



mm

<b>F</b>	1.70±0.05
<b>G</b>	0.75±0.05
<b>K</b>	1.91±0.10
<b>M</b>	0.54±0.025
<b>N</b>	1.93±0.05
<b>P</b>	0.21±0.04
<b>R</b>	1.80±0.04
<b>S</b>	0.20±0.04
<b>D</b>	0.6±0.1

#### TERMINAL AND LAYOUT (TOP VIEW)



Архангельск (8182)63-90-72  
Астана (7172)727-132  
Астрахань (8512)99-46-04  
Барнаул (3852)73-04-60  
Белгород (4722)40-23-64  
Брянск (4832)59-03-52  
Владивосток (423)249-28-31  
Волгоград (844)278-03-48  
Вологда (8172)26-41-59  
Воронеж (473)204-51-73  
Екатеринбург (343)384-55-89  
Иваново (4932)77-34-06

Ижевск (3412)26-03-58  
Иркутск (395)279-98-46  
Казань (843)206-01-48  
Калининград (4012)72-03-81  
Калуга (4842)92-23-67  
Кемерово (3842)65-04-62  
Киров (8332)68-02-04  
Краснодар (861)203-40-90  
Красноярск (391)204-63-61  
Курск (4712)77-13-04  
Липецк (4742)52-20-81  
Киргизия (996)312-96-26-47

Магнитогорск (3519)55-03-13  
Москва (495)268-04-70  
Мурманск (8152)59-64-93  
Набережные Челны (8552)20-53-41  
Нижний Новгород (831)429-08-12  
Новокузнецк (3843)20-46-81  
Новосибирск (383)227-86-73  
Омск (3812)21-46-40  
Орел (4862)44-53-42  
Оренбург (3532)37-68-04  
Пенза (8412)22-31-16  
Россия (495)268-04-70

Пермь (342)205-81-47  
Ростов-на-Дону (863)308-18-15  
Рязань (4912)46-61-64  
Самара (846)206-03-16  
Санкт-Петербург (812)309-46-40  
Саратов (845)249-38-78  
Севастополь (8692)22-31-93  
Симферополь (3652)67-13-56  
Смоленск (4812)29-41-54  
Сочи (862)225-72-31  
Ставрополь (8652)20-65-13  
Казахстан (772)734-952-31

Сургут (3462)77-98-35  
Тверь (4822)63-31-35  
Томск (3822)98-41-53  
Тула (4872)74-02-29  
Тюмень (3452)66-21-18  
Ульяновск (8422)24-23-59  
Уфа (347)229-48-12  
Хабаровск (4212)92-98-04  
Челябинск (351)202-03-61  
Череповец (8202)49-02-64  
Ярославль (4852)69-52-93

# Thin-Film RF/Microwave Filters

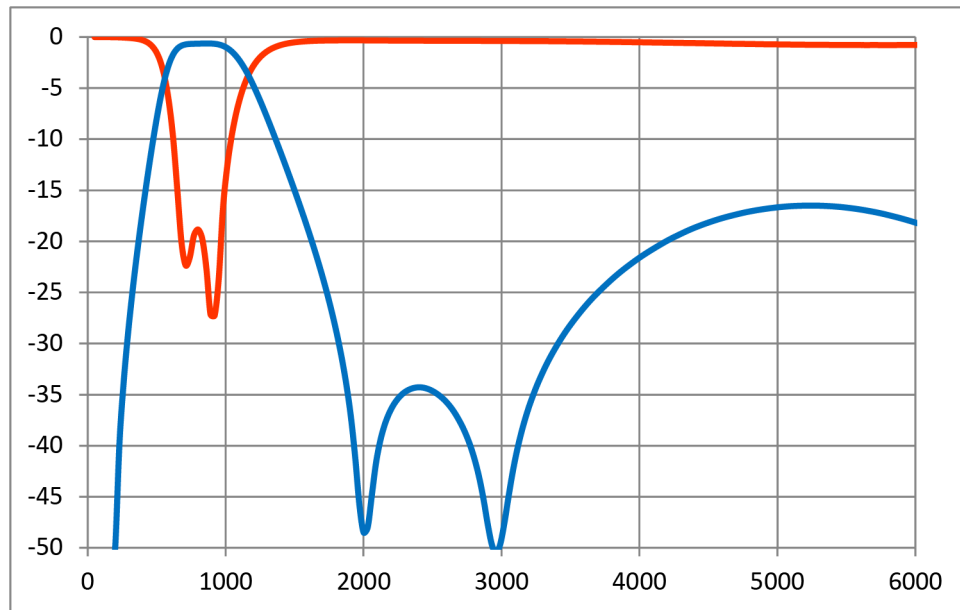
## BP1206 Band Pass Filter SMD 8W

### BP1206A0802ASTR

#### ELECTRICAL CHARACTERISTICS

Description	Value
Center frequency	802 MHz
Impedance	50 ohm
I.loss 925-680MHz	-1.1dB max.
In-band return loss	-18dB
Rejection in [DC~400MHz]	-15dBc min.
Rejection in [2000~3000MHz]	-30dBc min
Rejection in [3000~4000MHz]	-18dBc min
Power handling (CW)	8 Watt
Operating temperature range	-40/+105 degC
Package	SMD, standard 1206 size


#### TYPICAL ELECTRICAL PERFORMANCE



# Thin-Film RF/Microwave Filters

## BP1206 Band Pass Filter SMD 8W

### BP1206A0879ASTR



#### ITF TECHNOLOGY

The BP1206 Band Pass Filter is based on thin-film multilayer technology. The technology provides a miniature part with excellent high frequency performance and rugged construction for reliable automatic assembly.

The ITF Filter is offered in a variety of frequency bands compatible with various types of high frequency wireless systems.

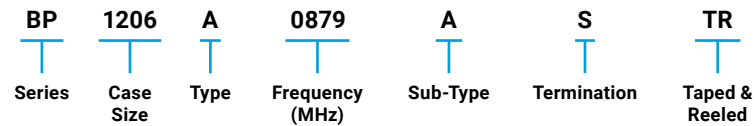
#### FEATURES

- Small size: 1206
- Band: 800-960 MHz
- Characteristic impedance: 50Ω
- Operating / Storage temp: -40°C ÷ +105°C
- Low profile
- Rugged construction
- Taped and reeled
- RoHS compliant

#### APPLICATIONS

- Base Stations
- Mobile communications
- Satellite TV receivers
- Vehicle location systems
- Wireless LAN's

#### HOW TO ORDER



#### FINAL QUALITY INSPECTION

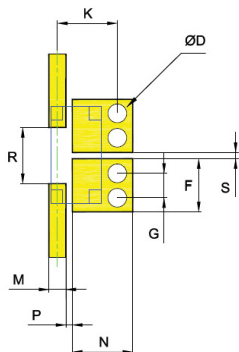
Finished parts are 100% tested for electrical parameters and visual/ mechanical characteristics. Each production lot is evaluated on a sample basis for:

- Static Humidity: 85°C, 85% RH, 160 hours
- Endurance : 125°C, IR, 4 hours

#### TERMINATION

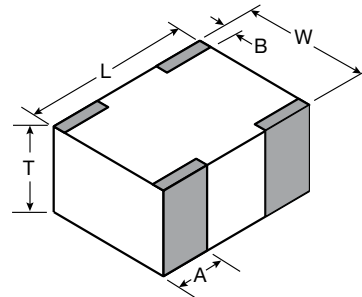
Nickel/ Lead free Solder coating (Sn100) compatible with automatic soldering technologies: reflow, wave soldering, vapor phase and manual.

#### RECOMMENDED PAD LAYOUT



mm	
<b>F</b>	1.70±0.05
<b>G</b>	0.75±0.05
<b>K</b>	1.91±0.10
<b>M</b>	0.54±0.025
<b>N</b>	1.93±0.05
<b>P</b>	0.21±0.04
<b>R</b>	1.80±0.04
<b>S</b>	0.20±0.04
<b>D</b>	0.6±0.1

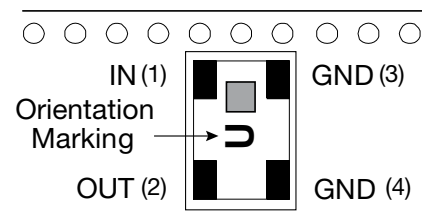
#### DIMENSIONS (TOP VIEW)



mm (inches)

<b>L</b>	3.08±0.1 (0.121±0.004)
<b>W</b>	1.60±0.1 (0.063±0.004)
<b>T</b>	0.87±0.1 (0.034±0.004)
<b>A</b>	0.61±0.25 (0.028±0.010)
<b>B</b>	0.35±0.15 (0.014±0.006)

#### TERMINAL AND LAYOUT (TOP VIEW)



# Thin-Film RF/Microwave Filters

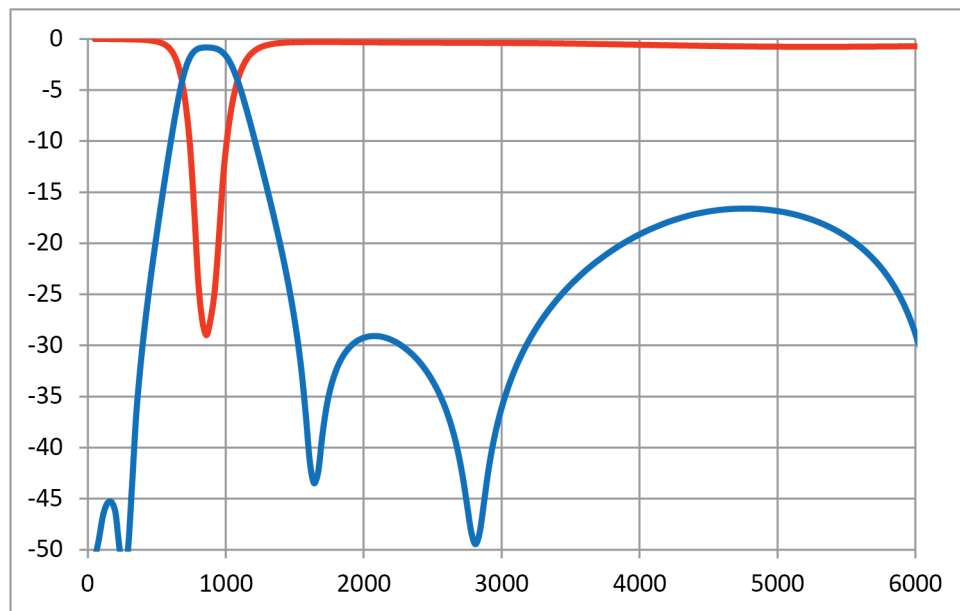
## BP1206 Band Pass Filter SMD 8W

### BP1206A0879ASTR

#### ELECTRICAL CHARACTERISTICS

Description	Value
Center frequency	879 MHz
Impedance	50 ohm
I. loss 800-960MHz	-1.2dB max.
In-band return loss	-18dB
Rejection in [DC~400MHz]	-22dBc min.
Rejection in [1600~3000MHz]	-28dBc min
Rejection in [3000~4000MHz]	-18dBc min
Power handling (CW)	8 Watt
Operating temperature range	-40/+105 degC
Package	SMD, standard 1206 size


#### TYPICAL ELECTRICAL PERFORMANCE



# Thin-Film RF/Microwave Filters

## BP1206 Band Pass Filter SMD 8W

### BP1206A2880ASTR



#### ITF TECHNOLOGY

The BP1206 Band Pass Filter is based on thin-film multilayer technology. The technology provides a miniature part with excellent high frequency performance and rugged construction for reliable automatic assembly.

The ITF Filter is offered in a variety of frequency bands compatible with various types of high frequency wireless systems.

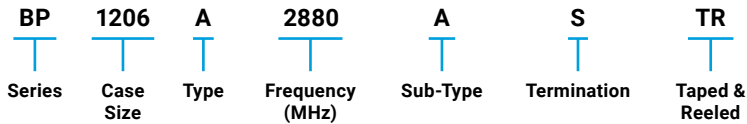
#### FEATURES

- Small size: 1206
- Band: 2380-3380MHz
- Characteristic impedance: 50Ω
- Operating / Storage temp: -40°C ÷ +105°C
- Low profile
- Rugged construction
- Taped and reeled
- RoHS compliant
- Power Handling: 8W CW

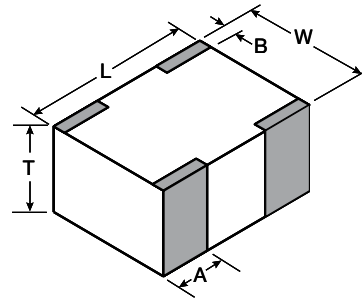
#### APPLICATIONS

- Base Stations.
- Radar Systems.
- Mobile communications
- Satellite TV receivers
- Vehicle location systems
- Wireless LAN's

#### HOW TO ORDER



#### DIMENSIONS (TOP VIEW)



mm (inches)

L	3.08±0.1 (0.121±0.004)
W	1.60±0.1 (0.063±0.004)
T	0.87±0.1 (0.034±0.004)
A	0.61±0.25 (0.028±0.010)
B	0.35±0.15 (0.014±0.006)

#### FINAL QUALITY INSPECTION

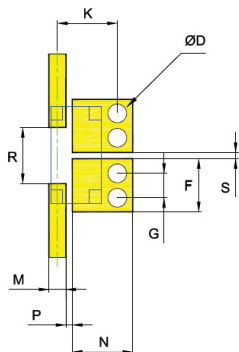
Finished parts are 100% tested for electrical parameters and visual/ mechanical characteristics. Each production lot is evaluated on a sample basis for:

- Static Humidity: 85°C, 85% RH, 160 hours
- Endurance : 125°C, IR, 4 hours

#### TERMINATION

Nickel/ Lead free Solder coating (Sn100) compatible with automatic soldering technologies: reflow, wave soldering, vapor phase and manual.

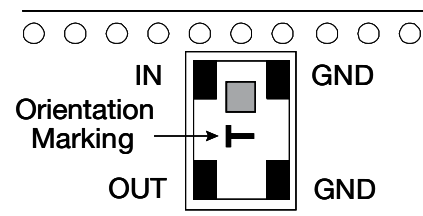
#### RECOMMENDED PAD LAYOUT



mm

F	1.70±0.05
G	0.75±0.05
K	1.91±0.10
M	0.54±0.025
N	1.93±0.05
P	0.21±0.04
R	1.80±0.04
S	0.20±0.04
D	0.6±0.1

#### TERMINAL AND LAYOUT (TOP VIEW)



# Thin-Film RF/Microwave Filters

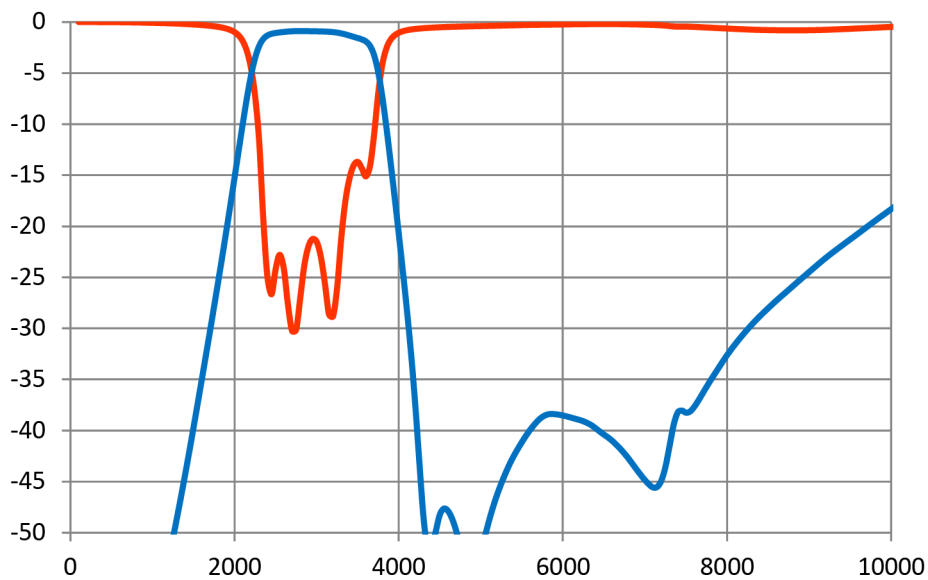
## BP1206 Band Pass Filter SMD 8W

### BP1206A2880ASTR

#### ELECTRICAL CHARACTERISTICS

Description	Value
Center frequency	2880 MHz
Impedance	50 ohm
I. loss 2380-3380MHz	-1.5dB max.
In-band return loss	-15dB
Rejection in [460-1460] MHz	-30dBc min.
Rejection in [4300-5300] MHz	-30dBc min.
Power handling (CW)	8 Watt
Operating temperature range	-40/+105 degC
Package	SMD, standard 1206 size


#### TYPICAL ELECTRICAL PERFORMANCE



# Thin-Film RF/Microwave Filters

## BP1206 Band Pass Filter SMD 8W

### BP1206A6670ASTR



#### ITF TECHNOLOGY

The BP1206 Band Pass Filter is based on thin-film multilayer technology. The technology provides a miniature part with excellent high frequency performance and rugged construction for reliable automatic assembly.

The ITF Filter is offered in a variety of frequency bands compatible with various types of high frequency wireless systems.

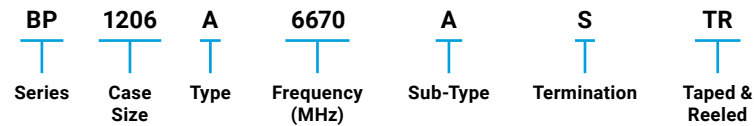
#### FEATURES

- Small size: 1206
- Band: 5905-7450MHz
- Characteristic impedance: 50Ω
- Operating / Storage temp: -40°C ÷ +105°C
- Low profile
- Rugged construction
- Taped and reeled
- RoHS compliant

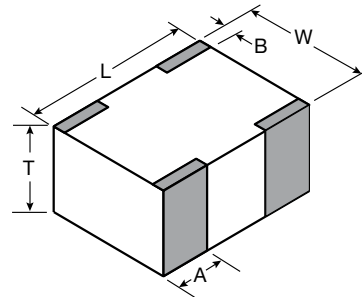
#### APPLICATIONS

- Mobile communications
- Satellite TV receivers
- GPS
- Vehicle location systems
- Wireless LAN's

#### HOW TO ORDER



#### DIMENSIONS (TOP VIEW)



mm (inches)

Dimension	Value (mm)	Value (inches)
L	3.08±0.1	(0.121±0.004)
W	1.60±0.1	(0.063±0.004)
T	0.87±0.1	(0.034±0.004)
A	0.61±0.25	(0.028±0.010)
B	0.35±0.15	(0.014±0.006)

#### FINAL QUALITY INSPECTION

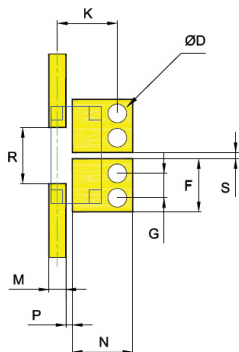
Finished parts are 100% tested for electrical parameters and visual/ mechanical characteristics. Each production lot is evaluated on a sample basis for:

- Static Humidity: 85°C, 85% RH, 160 hours
- Endurance : 125°C, IR, 4 hours

#### TERMINATION

Nickel/ Lead free Solder coating (Sn100) compatible with automatic soldering technologies: reflow, wave soldering, vapor phase and manual.

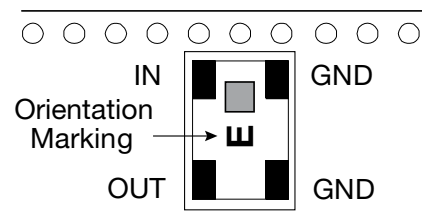
#### RECOMMENDED PAD LAYOUT



mm

F	1.70±0.05
G	0.75±0.05
K	1.91±0.10
M	0.54±0.025
N	1.93±0.05
P	0.21±0.04
R	1.80±0.04
S	0.20±0.04
D	0.6±0.1

#### TERMINAL AND LAYOUT (TOP VIEW)



# Thin-Film RF/Microwave Filters

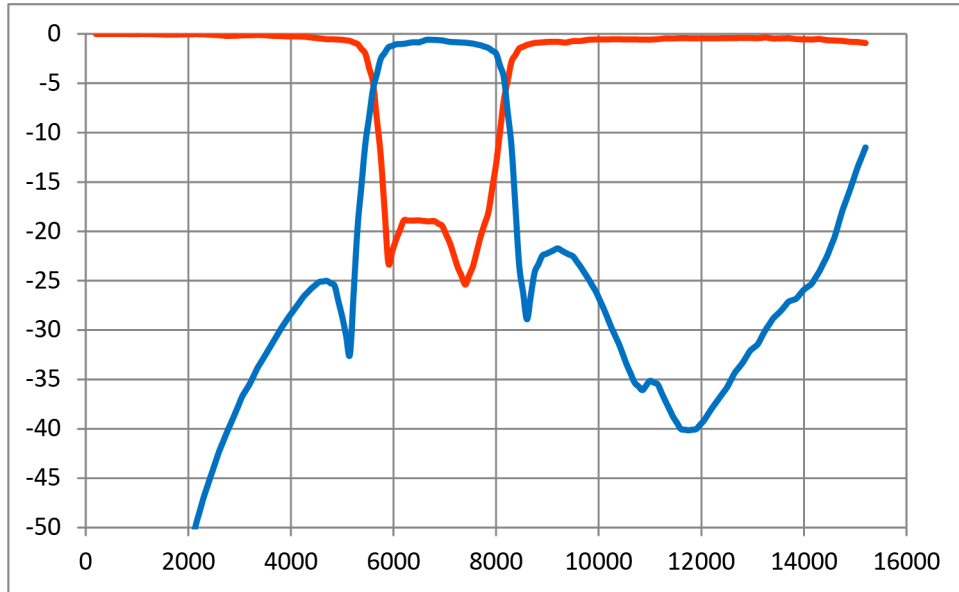
## BP1206 Band Pass Filter SMD 8W

### BP1206A6670ASTR

#### ELECTRICAL CHARACTERISTICS

Description	Value
Center frequency	6670 MHz
Impedance	50 ohm
I. loss 5905-7450MHz	-1.5dB max.
In-band return loss	-18dB
Rejection in [1000~3000MHz]	-30dBc min.
Rejection in [4900~5120MHz]	-20dBc min
Rejection in [10800~13000MHz]	-35dBc min
Power handling (CW)	8 Watt
Operating temperature range	-40/+105 degC
Package	SMD, standard 1206 size

#### TYPICAL ELECTRICAL PERFORMANCE



Архангельск (8182)63-90-72  
Астана (7172)727-132  
Астрахань (8512)99-46-04  
Барнаул (3852)73-04-60  
Белгород (4722)40-23-64  
Брянск (4832)59-03-52  
Владивосток (423)249-28-31  
Волгоград (844)278-03-48  
Вологда (8172)26-41-59  
Воронеж (473)204-51-73  
Екатеринбург (343)384-55-89  
Иваново (4932)77-34-06

Ижевск (3412)26-03-58  
Иркутск (395)279-98-46  
Казань (843)206-01-48  
Калининград (4012)72-03-81  
Калуга (4842)92-23-67  
Кемерово (3842)65-04-62  
Киров (8332)68-02-04  
Краснодар (861)203-40-90  
Красноярск (391)204-63-61  
Курск (4712)77-13-04  
Липецк (4742)52-20-81  
Киргизия (996)312-96-26-47

Магнитогорск (3519)55-03-13  
Москва (495)268-04-70  
Мурманск (8152)59-64-93  
Набережные Челны (8552)20-53-41  
Нижний Новгород (831)429-08-12  
Новокузнецк (3843)20-46-81  
Новосибирск (383)227-86-73  
Омск (3812)21-46-40  
Орел (4862)44-53-42  
Оренбург (3532)37-68-04  
Пенза (8412)22-31-16  
Россия (495)268-04-70

Пермь (342)205-81-47  
Ростов-на-Дону (863)308-18-15  
Рязань (4912)46-61-64  
Самара (846)206-03-16  
Санкт-Петербург (812)309-46-40  
Саратов (845)249-38-78  
Севастополь (8692)22-31-93  
Симферополь (3652)67-13-56  
Смоленск (4812)29-41-54  
Сочи (862)225-72-31  
Ставрополь (8652)20-65-13  
Казахстан (772)734-952-31

Сургут (3462)77-98-35  
Тверь (4822)63-31-35  
Томск (3822)98-41-53  
Тула (4872)74-02-29  
Тюмень (3452)66-21-18  
Ульяновск (8422)24-23-59  
Уфа (347)229-48-12  
Хабаровск (4212)92-98-04  
Челябинск (351)202-03-61  
Череповец (8202)49-02-64  
Ярославль (4852)69-52-93

<https://avx.nt-rt.ru/> || [avx@nt-rt.ru](mailto:avx@nt-rt.ru)